

Adjustable pitch axial range overview

Features

- ◆ Case diameters 315—2000mm
- ◆ Airflow to 75,000 L/s
- ◆ Static pressure to 1,500 Pa
- ◆ Matching attenuators
- ◆ Installation ancillaries
- ◆ Speed control range
- ◆ Heavy gauge galvanised steel
- ◆ High temperature options
- ◆ Direct Drive
- ◆ Dual Fan Contra-Rotating
- ◆ Dual Fan - Run & Standby
- ◆ Belt Drive
- ◆ Bifurcated
- ◆ Flame proof options
- ◆ Energy efficient smart control options.

Specifications

Casings for all models are of hot dipped galvanised steel to AS1650 with roll formed or welded inlet and outlet flanges. Flanges incorporate elongated bolt holes as standard

Testing

Rated fan performance has been determined by testing to ISO 5801 : 2007. Fan sound data has been determined by testing to BS848 Part 2 : 1985 or AMCA 300.

Impellers

Highly efficient aerofoil adjustable pitch impellers are available in a range of materials, including pressure die cast aluminium, injection moulded glass reinforced polypropylene (GRP) and nylon. Impellers are balanced to ISO1940 Grade G6.3. All hubs are pressure die cast aluminium alloy.

Motors

Motors are of TEFC design. Motor enclosure feature IP54 protection as standard with higher ratings are available on request. Motor windings incorporate class 'F' insulation as standard although class 'H' is readily available. Motor bearings are either sealed for life and maintenance free or supplied with grease lines terminated outside the fan case. Integral thermal overload protection is generally not provided and is the responsibility of the installing electrical contractor. Failure to provide thermal overload protection voids the warranty.

Configurations Available

Available in run and standby, contra-rotating, bifurcated and belt drive configurations. Performance data and specifications for these configurations are available from our electronic selection software, **FansSelect**.

Wiring Diagrams

Refer to the latest product datasheet for individual model wiring instructions, data and specifications. Datasheets are available from our electronic selection software **FansSelect** downloadable at www.pacificHVAC.com

It is the responsibility of the user to connect the thermal contacts where provided to protect the motor. It is a condition of our warranty that all equipment supplied is installed according to the requirements of AS/NZS3000:2007 Australian/New Zealand wiring rules.


Smoke Spill

AX Series fans have been tested and certified to meet the requirements of AS4429:1999. The fans comply with requirements of AS/NZS1668.1:2015

Data and Selection

Refer to the latest product datasheet for individual model data and specifications. Datasheets are available from our electronic selection software **FansSelect** downloadable at www.pacificHVAC.com

Ancillaries



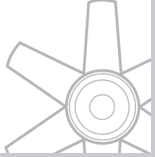
Suggested Specification

Adjustable Pitch Axial Flow type duct fans shall be of the AX/AT/AC/AY/AZ/AB Series manufactured by Pacific HVAC Engineering. Axial Flow impellers shall be driven by TEFC motors with sealed for life bearings. Fan cases shall be of heavy gauge steel with roll formed or fully welded flanges. All cases to be hot dip galvanised to AS1650 specification. Impeller blades to be of aerofoil section manufactured from Nylon, GRP, Antistatic or pressure die cast aluminium. All fans shall be fully tested in accordance with the requirements of ISO 5801 : 2007 for air flow and BS848 Part 2 : 1985 or AMCA 300 for sound.

Adjustable Pitch Axial Range Overview



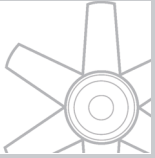
AX Direct Drive

product AX - Long Cased Adjustable Pitch Axial Flow Direct Drive		
dimensions mm 315 - 2000	poles & duty 2 - 8 / up to 75,000 L/s	
application A highly competitive general purpose range for input or extract ventilation.		

The AX series is an extensive range delivering wide performance capabilities for general ventilation applications. The following pages catalogue overall performance envelopes as well as performance by fan diameter, motor speed, hub size and blade count. Specific selections should be derived from our electronic selection software, **FansSelect**, available for download at www.pacificHVAC.com



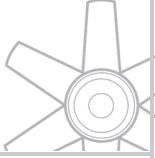
AT Run & Standby

product AT - Run & Standby Adjustable Pitch Axial Flow		
dimensions mm 315 - 1250	poles & duty 2 - 8 / up to 23,000 L/s	
application For applications where ventilation must be continuously available e.g. smoke control pressurisation systems .		

AT run and standby units operate as a close coupled matched pair of fans. Performance levels are guaranteed with either fan operating. Duties available correspond with those of the standard AX range of direct drive axial flow fans up to 1250Ø. Specific selections should be derived from our electronic selection software, **FansSelect**, available for download at www.pacificHVAC.com



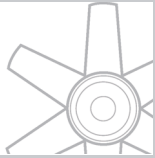
AC Contra-Rotating

product AC - Contra-Rotating Adjustable Pitch Axial Flow		
dimensions mm 315 - 1250	poles & duty 2 - 8 / up to 17,000 L/s	
application For applications requiring higher pressures from a compact fan design.		

AC contra-rotating units operate as a close coupled matched pair of fans. The design configuration delivers higher pressures and can be selected as an alternative to higher cost centrifugal fans. Specific selections should be derived from our electronic selection software, **FansSelect**, available for download at www.pacificHVAC.com



AY/AZ Belt Drive

product AY/AZ - Belt Drive Adjustable Pitch Axial Flow		
dimensions mm 315 - 2000	poles & duty 2 - 8 / up to 75,000 L/s	
application For motor out of airstream applications.		

AY/AZ belt drive fans offer the same performance range and characteristics as the AX series. When selecting these fans allowance should be made for the drive configuration. For AY open belt drive, select as per AX series. Where belt guards are specified (AZ) allow for a pressure loss of 7%. Specific selections should be derived from our electronic selection software, **FansSelect**, available for download at www.pacificHVAC.com